

附：玻璃护栏立柱与玻璃隔断立柱配置表

Plus: Configuration of Glass Staircase Pillar and Pillars used in Glass balustrade

立柱形式 Type of Pillar	玻璃夹与驳接件可选配置 Optional configuration for Glass Glass Clamp and Balustrade Bracket	标配配置 Standard Configuration
圆管立柱Y Circular Tube Pillar (Y)	玻璃夹 可选配置 Glass Clamp	B01F、B02F、B03F、B04F、B05F、B06F、B07F、B08F、 B09F、B10F、B11F、B12F、B13F、CB01F、CB02F
	驳接件 可选配置 Balustrade Bracket	T01S、T02S、T03S、T04S、T05S、T06S、T07S、T08S T01D、T02D、T03D、T04D、T05D、T06D、T07D、T08D、 LT07S、LT07D、LT08D
方管立柱F Square Tube Pillar (F)	玻璃夹 可选配置 Glass Clamp	B01P、B02P、B03P、B04P、B05P、B06P、B07P、B08P、 B09P、B10P、B11P、B12P、B13P、CB01P、CB02P
	驳接件 可选配置 Balustrade Bracket	T01S、T02S、T03S、T04S、T05S、T06S、T07S、T08S、 T01D、T02D、T03D、T04D、T05D、T06D、T07D、T08D、 LT01S、LT01D、LT02D、LT03D、LT04D、LT05D、LT06S、 LT06D、LT09D
矩形管立柱J Rectangular Tube Pillar (J)	玻璃夹 可选配置 Glass Clamp	B01P、B02P、B03P、B04P、B05P、B06P、B07P、B08P、 B09P、B10P、B11P、B12P、B13P、CB01P、CB02P
	驳接件 可选配置 Balustrade Bracket	T01S、T02S、T03S、T04S、T05S、T06S、T07S、T08S、 T01D、T02D、T03D、T04D、T05D、T06D、T07D、T08D、 LT01S、LT01D、LT02D、LT03D、LT04D、LT05D、LT06S、 LT06D、LT09D
平椭圆管立柱P Flat Elliptic Tube Pillar (P)	玻璃夹 可选配置 Glass Clamp	B01P、B02P、B03P、B04P、B05P、B06P、B07P、B08P、 B09P、B10P、B11P、B12P、B13P、CB01P、CB02P
	驳接件 可选配置 Balustrade Bracket	LT01S、LT01D、LT02D、LT03D、LT04D、LT05D、LT09D
单板立柱D Single-plate Pillar (D)	玻璃夹 可选配置 Glass Clamp	B01P、B02P、B03P、B04P、B05P、B06P、B07P、B08P、 B09P、B10P、B11P、B12P、B13P、CB01P、CB02P
	驳接件 可选配置 Balustrade Bracket	T01S、T02S、T03S、T04S、T05S、T06S、T07S、T08S、 T01D、T02D、T03D、T04D、T05D、T06D、T07D、T08D、 LT01S、LT01D、LT02D、LT02S、LT03D、LT04D、LT05D、 LT10
双板立柱S Double-plate Pillar (S)	玻璃夹 可选配置 Glass Clamp	B01P、B02P、B03P、B04P、B05P、B06P、B07P、B08P、 B09P、B10P、B11P、B12P、B13P、CB01P、CB02P
	驳接件 可选配置 Balustrade Bracket	T01S、T02S、T03S、T04S、T05S、T06S、T07S、T08S、 T01D、T02D、T03D、T04D、T05D、T06D、T07D、T08D、 LT01S、LT01D、LT02D、LT03D、LT04D、LT05D、LT11

见图册中的备注
Please see
the remark
in brochure

护栏立柱系列 Staircase Pillar Series



玻璃护栏立柱 Glass Staircase Pillar

一、分类与代号 Classification & Code

1、按立柱柱体形状分类: Classified by the shape of pillar's body

- a) 圆管立柱, 代号为BY; Circular Tube Pillar, Code: BY
- b) 方管立柱, 代号为BF; Square Tube Pillar, Code: BF
- c) 矩形管立柱, 代号为BJ; Rectangular Tube Pillar, Code: BJ
- d) 平椭圆管立柱, 代号为BP; Flat Elliptic Tube Pillar, Code: BP
- e) 单板立柱, 代号为BD; Single-plate Pillar, Code: BD
- f) 双板立柱, 代号为BS; Double-plate Pillar, Code: BS

2、按立柱高度H (特征参数) 分类: Classified by the height (characteristic parameter) of pillar

- a) H = 1050mm, 代号为L; L stands for 1050mm high pillar
- b) H = 930mm, 代号为M; M stands for 930mm high pillar
- c) H = 850mm, 代号为S; S stands for 850mm high pillar
- d) 其它高度, 按实际高度数字为代号。Others marked with actual height.

二、标记方法



例: 编号BY1A1-B01FL, 表示: A1式, 高1050mm的玻璃护栏圆管立柱, 配玻璃夹B01F。

For example: Code BY1A1-B01FL means: Type A1, 1050mm high Circular Tube pillar, matched with B01F Glass Glass Clamp.

注: 1、标准立柱只与Φ50的扶手管相配, 若需配其它规格的扶手管, 请注明;

Note: 1. The standard pillar is only matched with handrail Φ50 mm, please mark out if it is for other dimension.

2、未指定特征参数时, 本公司按立柱高度1050mm供货, 需要其他立柱高度, 请注明;

2. We mainly supply the pillar with a height of 1050mm, please mark out if other height is required.

3、无特殊注明, 按立柱主要规格和夹玻璃厚度为12mm供货, 需要夹其他玻璃厚度, 请注明。

3. We mainly supply clamp for 12mm glass, please mark out if it is for other thickness.

三、基本参数 Basic Parameter



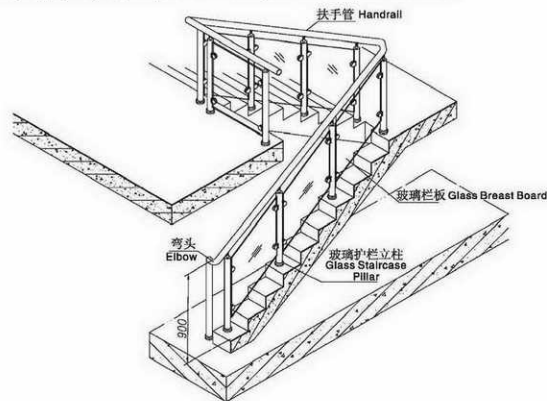
栏板固定方式 Fixed ways	立柱高度H mm The height of the pillar	L1	L2
夹持型 Glass Clamping	L (1050)	230	220
	M (930)		
	S (850)		
	其它高度 Other height		
承托型 Glass Holding	L (1050)	110	120
	M (930)		
	S (850)		
	其它高度 Other height		

注: 栏板固定方式为夹持型可在楼梯或斜坡上直接使用, 承托型不能在楼梯或斜坡上使用。
Note: Glass Clamping style can be used directly on stairs or slope while holding style can not.

四、立柱主要规格 The main styles of pillar

立柱形状 Shape	规格 mm Type mm	公称壁厚或公称板厚 mm Thickness (nominal dimensions)mm
圆管立柱BY Circular Pillar (BY)	Φ50	2.0
方管立柱BF Square Pillar (BF)	40×40	2.0
矩形管立柱BJ Rectangular Pillar (BJ)	50×30	2.0
平椭圆管BP Flat Elliptic Pillar (BP)	60×30	2.0
单板立柱BD Single-plate Pillar (BD)	—	8、10、12
双板立柱BS Double-plate Pillar (BS)	—	6、8、10

注: 无特殊注明, 单板立柱按10mm、双板立柱按6mm供货, 需要其它板厚度, 请注明。
Note: We mainly supply Single-plate pillar with 10mm, and double-plate with 6mm.



圓管立柱 BY1 Circular Pillar BY1



配玻璃夾結構圖和順序號 Glass Clamp structure drawing with sequence number					
A1	A2	A3	A4	A5	A6
配駁接件結構圖和順序號 Balustrade Bracket structure drawing with sequence number					
B1	B2	B3	B4	B5	B6

注：A2與A3、A5與A6、B2與B3、B5與B6為同類立柱
Note: A2&A3, A5&A6, B2&B3, B5&B6 are same type pillars

Circular Pillar BY2 圓管立柱BY2



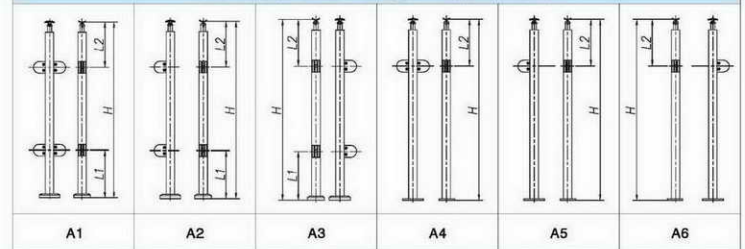
配玻璃夾結構圖和順序號 Glass Clamp structure drawing with sequence number					
A1	A2	A3	A4	A5	A6
配駁接件結構圖和順序號 Balustrade Bracket structure drawing with sequence number					
B1	B2	B3	B4	B5	B6

注：B2與B3、B5與B6為同類立柱(採用肋用駁接爪件除外)
Note: B2&B3, B5&B6 are same type pillars(except for fin spider balustrade bracket)

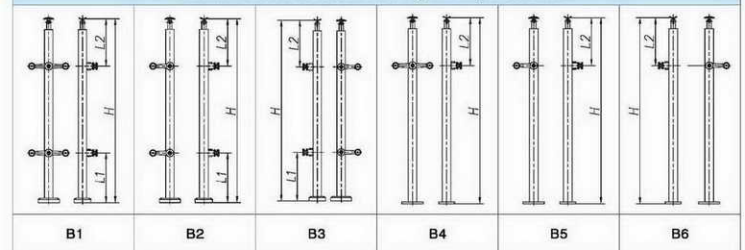
Square Tube Pillar BF1 方管立柱BF1



配玻璃夹结构图和顺序号
Glass Clamp structure drawing with sequence number



配取件连接结构图和顺序号
Balustrade Bracket structure drawing with sequence number



注：A2与A3、A5与A6、B2与B3、B5与B6为同类立柱
Note: A2&A3, A5&A6, B2&B3, B5&B6 are same type pillars

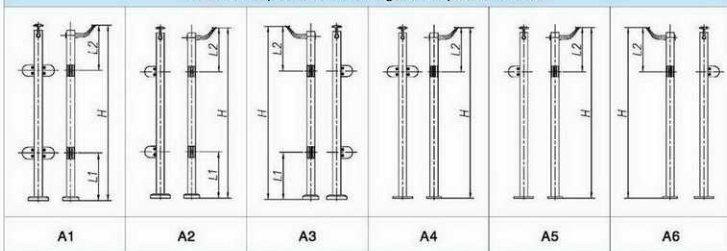
方管立柱BF2 Square Tube Pillar BF2



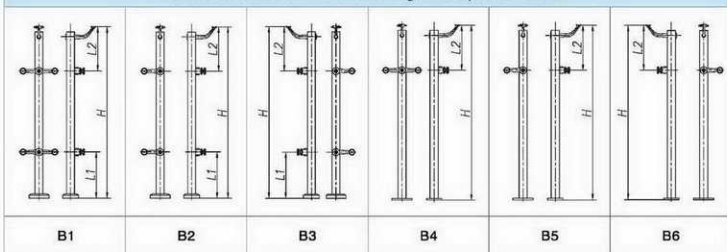
Rectangular Tube Pillar BJ1 矩形管立柱BJ1



配玻璃夹结构图和顺序号
Glass Clamp structure drawing with sequence number

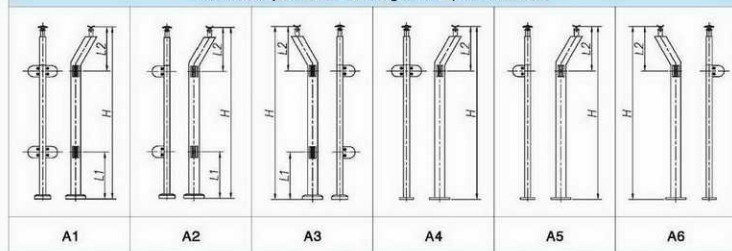


配驳接件结构图和顺序号
Balustrade Bracket structure drawing with sequence number

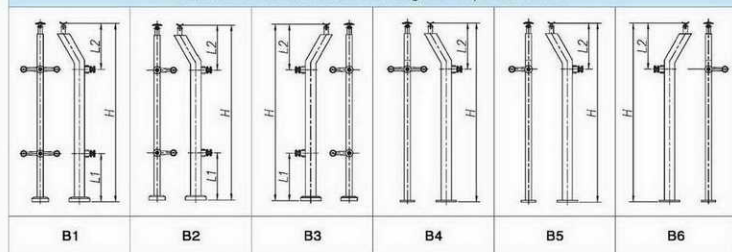


注：B2与B3、B5与B6为同类立柱(采用肋用驳接爪件除外)
Note: B2&B3, B5&B6 are same type pillars(except for fin spider balustrade bracket)

配玻璃夹结构图和顺序号
Glass Clamp structure drawing with sequence number



配驳接件结构图和顺序号
Balustrade Bracket structure drawing with sequence number



注：B2与B3、B5与B6为同类立柱(采用肋用驳接爪件除外)
Note: B2&B3, B5&B6 are same type pillars(except for fin spider balustrade bracket)

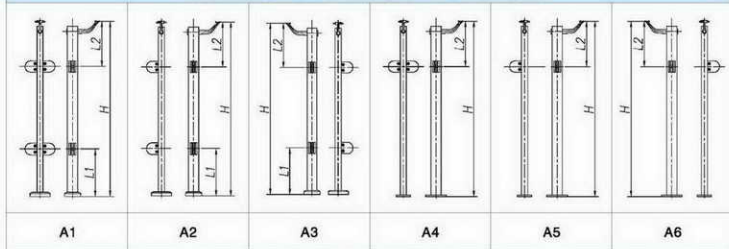
矩形管立柱BJ2 Rectangular Tube Pillar BJ2



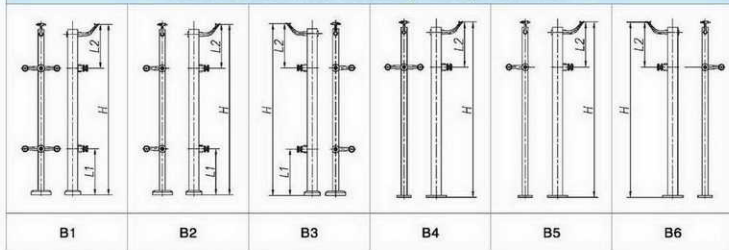
Rectangular Tube Pillar BJ3 矩形管立柱BJ3



配玻璃夹结构图和顺序号
Glass Clamp structure drawing with sequence number



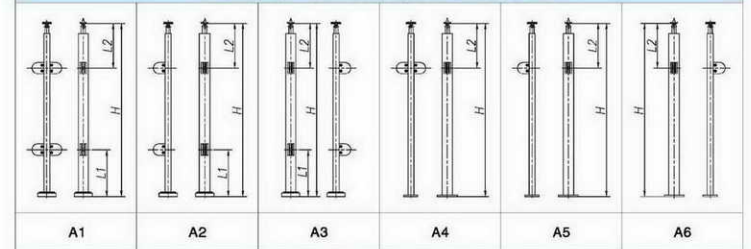
配驳接件结构图和顺序号
Balustrade Bracket structure drawing with sequence number



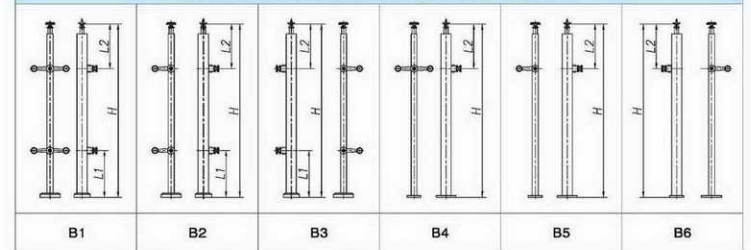
注：B2与B3、B5与B6为同类立柱(采用助力驳接爪件除外)

Note: B2&B3, B5&B6 are same type pillars(except for fin spider balustrade bracket)

配玻璃夹结构图和顺序号
Glass Clamp structure drawing with sequence number



配驳接件结构图和顺序号
Balustrade Bracket structure drawing with sequence number



注：A2与A3、A5与A6、B2与B3、B5与B6为同类立柱

Note: A2&A3, A5&A6, B2&B3, B5&B6 are same type pillars