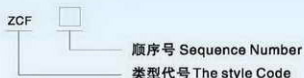


# 扶手配件 Balustrade Fittings

## 扶手支撑件 Standard Balustrade Holding



注：请备注所接扶手管外径

Note: Please mark out the outside diameter of the tube connected with.

## 扶手连接件 Balustrade Connector



按用途代号表示：

封口盖，代号为K；

连接套，代号为L；

弯头，代号为W；

3通，代号为S

4通，代号为F；

固定座，代号为G；

装饰盖，代号为Z；

弯封头，代号为T。

Code of the usage:

End Cap, Code: K

Connector, Code: L

Elbow, Code: W

Tee, Code: S

Cross connector, Code: F

Base Plate, Code: G

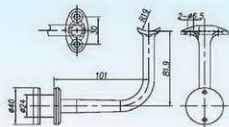
Cover Plate, Code: Z

Bending Head, Code: T

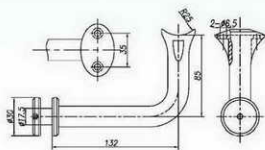


扶手支撑件 Balustrade Holding

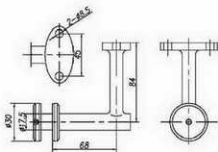
ZCF01(FS-01A)



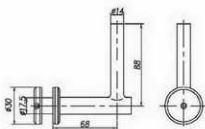
ZCF02(FS-04B)



ZCF03(FS-11)

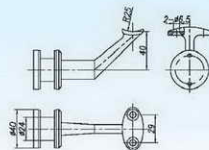
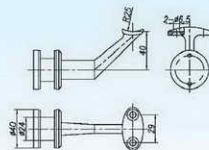


ZCF04(FS-12)

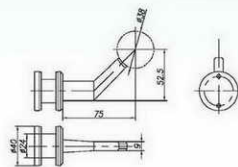


Balustrade Holding 扶手支撑件

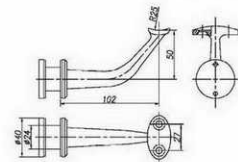
ZCF05(FS-21)



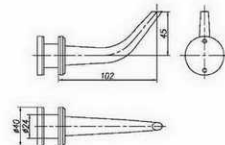
ZCF06(FS-20)



ZCF07(FS-32)



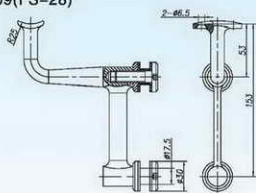
ZCF08(FS-32A)



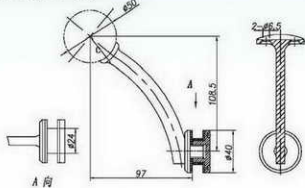
扶手支撑件 Balustrade Holding



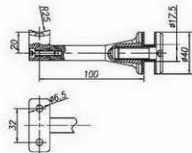
ZCF09(FS-28)



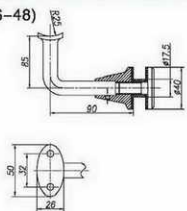
ZCF10(FS-38)



ZCF11(FS-47)



ZCF12(FS-48)





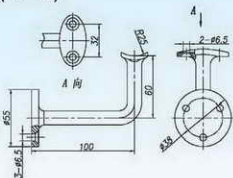


扶手支撑件 Balustrade Holding

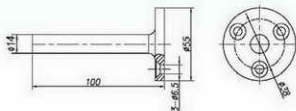
Balustrade Holding 扶手支撑件



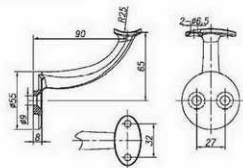
ZCF18(FS-49)



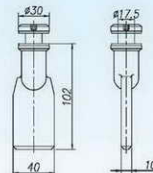
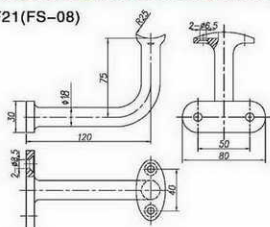
ZCF19



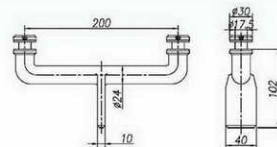
ZCF20(FS-45A)



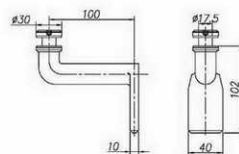
ZCF21(FS-08)



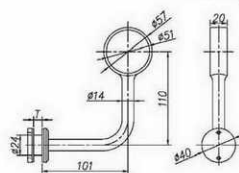
ZCF22



ZCF23




ZCF24



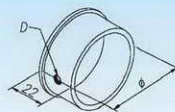
ZCF25(FS-27)





## Connector 扶手连接件

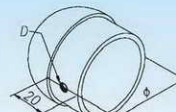
封口盖 LJK01  
End Cap LJK01



配用壁厚 Supporter thickness	
1.0 mm	
1.2 mm	
1.5 mm	
2.0 mm	

D	∅
M6	50.8
M6	44.5

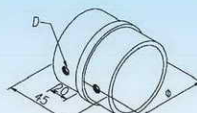
封口盖 LJK02  
End Cap LJK02



配用壁厚 Supporter thickness	
1.0 mm	
1.2 mm	
1.5 mm	
2.0 mm	

D	∅
M6	50.8
M6	44.5

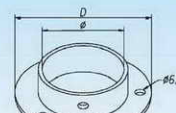
连接套 LJL01  
Connector LJL01



配用壁厚 Supporter thickness	
1.0 mm	
1.2 mm	
1.5 mm	
2.0 mm	

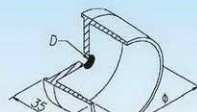
D	∅
M6	50.8
M6	44.5

固定座 LJG01  
Base Plate LJG01



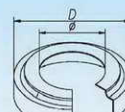
D	∅
85	50.8
80	44.5

固定座 LJG02  
Base Plate LJG02



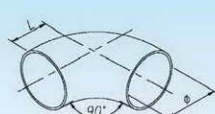
D	∅
M8	50.8
M8	44.5

装饰盖 LJZ01  
Cover Plate LJZ01



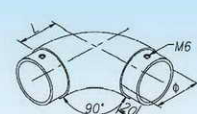
D	∅
90	51
90	45

弯头 LJW01  
Elbow LJW01



∅	L
50.8	55.4
44.5	55.4

弯头 LJW02  
Elbow LJW02



配用壁厚 Supporter thickness	
1.0 mm	
1.2 mm	
1.5 mm	
2.0 mm	

∅	L
50.8	57.4
44.5	57.4