

玻璃隔断系列 Glass Balustrade Series



玻璃隔断立柱 Glass Balustrade Pillar

一、分类与代号 Classification & Code

1、按立柱柱体形状分类：Classified by the shape of pillar's body

- a) 圆管立柱，代号为DY； Circular Pillar Code: DY
- b) 方管立柱，代号为DF； Square Pillar Code: DF
- c) 矩形管立柱，代号为DJ； Rectangle Pillar Code: DJ
- d) 平椭圆立柱，代号为DP； Flat Elliptic Pillar Code: DP
- e) 单板立柱，代号为DD； Signal-plate Pillar Code: DD
- f) 双板立柱，代号为DS； Double-plate Pillar Code: DS
- g) 铸造立柱，代号为DZ。 Casting Pillar Code: DZ

2、按立柱高度H(特征参数)分类：Classified by the height (characteristic parameter) of pillar

- a) H = 1050mm, 代号为L； L stands for 1050mm high pillar
- b) H = 930mm, 代号为M； M stands for 930mm high pillar
- c) H = 850mm, 代号为S； S stands for 850mm high pillar
- d) 其它高度，按实际高度数字为代号。Others marked with actual height.

二、标记方法 Principle of Code making



例：编号DY1A1-B01FL，表示：A1式，高1050mm的玻璃隔断圆管立柱，配玻璃夹B01F。

For example: Code DY1A1-B01FL, means: 1050mm high Circular Tube pillar, A1 means fitting is Pillars used in Glass balustrade, with Glass Clamp B01F.

注：1、未指定特征参数时，按立柱高度1050mm供货，需要其他立柱高度，请注明；

Note: 1、We mainly supply the pillar with a height of 1050mm, please mark out if other height is required.

2、无特殊注明，按立柱主要规格和夹玻璃厚度为12mm供货，需要夹其他玻璃厚度，请注明。

2、We mainly supply pillar with common used dimension and for glass 12mm, please mark out if it is for other thickness.

三、基本参数 Basic Parameter



双层夹持型
Double Glass Clamping style



单层夹持型
Single Glass Clamping style



承托型
Holding style

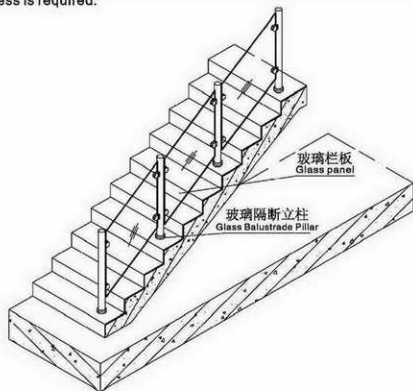
栏板固定方式 Fixed way	立柱高度H mm Pillar Height	L1	L2
支持型 Clamping	L (1050)	230	120
	M (930)		
	S (850)		
	其它高度 Other Height		
承托型 Holding	L (1050)	110	50
	M (930)		
	S (850)		
	其它高度 Other Height		

注：栏板固定方式为夹持型可在楼梯或斜坡上直接使用，承托型不能在楼梯或斜坡上使用。
Note: Clamping style can be used in staircase and slope, while holding style is not available.

四、立柱主要规格 Specification of the Staircase Pillar

立柱形状 Pillar Shape	规格 mm Specification mm	公称壁厚或公称板厚 mm Thickness (nominal dimensions)mm
圆管立柱DY Circular tube Pillar DY	φ50	2.0
方管立柱DF Square Tube Pillar DF	40×40	2.0
矩形管立柱DJ Rectangular Pillar DJ	50×30	2.0
平椭圆管DP Elliptic Tube Pillar DP	60×30	2.0
单板立柱DD Signal-plate Pillar DD	—	10、12
双板立柱DS Double-plate Pillar DS	—	6、8、10

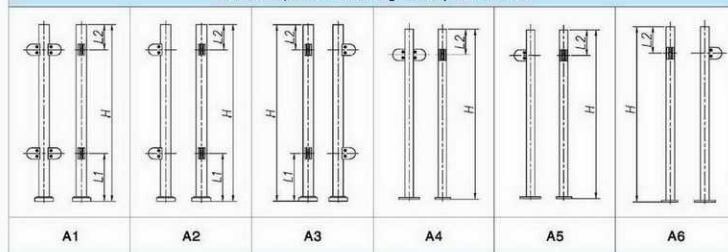
注：无特殊注明，单板立柱按10mm、双板立柱按6mm供货，需要其它板厚度，请注明。
Note: We mainly supply Single-plate pillar with 10mm, and double-plate with 6mm, please mark out if other plate thickness is required.



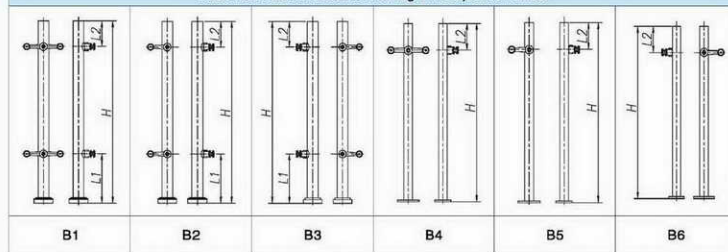
Circular Tube Pillar DY1 圆管立柱DY1



配玻璃夹结构图和顺序号
Glass Clamp structure drawing with sequence number



配驳接件结构图和顺序号
Balustrade Bracket structure drawing with sequence number



注：A2与A3、A5与A6、B2与B3、B5与B6为同类立柱。
Note: A2&A3, A5&A6, B2&B3, B5&B6 are same type pillars.

方管立柱DF1 Square Tube Pillar DF1



配玻璃夹结构图和顺序号 Glass Clamp structure drawing with sequence number					
A1	A2	A3	A4	A5	A6
配驳接件结构图和顺序号 Balustrade Bracket structure drawing with sequence number					
B1	B2	B3	B4	B5	B6

注：A2与A3、A5与A6、B2与B3、B5与B6为同类立柱。
Note: A2&A3, A5&A6, B2&B3, B5&B6 are same type pillars.

Rectangular Tube Pillar DJ1 矩形管立柱DJ1



配玻璃夹结构图和顺序号 Glass Clamp structure drawing with sequence number					
A1	A2	A3	A4	A5	A6
配驳接件结构图和顺序号 Balustrade Bracket structure drawing with sequence number					
B1	B2	B3	B4	B5	B6

注：A2与A3、A5与A6、B2与B3、B5与B6为同类立柱。
Note: A2&A3, A5&A6, B2&B3, B5&B6 are same type pillars.

平椭圆管立柱DP1 Flat Elliptic Tube Pillar DP1



配玻璃夹结构图和顺序号 Glass Clamp structure drawing with sequence number					
A1	A2	A3	A4	A5	A6
配驳接件结构图和顺序号 Balustrade Bracket structure drawing with sequence number					
B1	B2	B3	B4	B5	B6

注：A2与A3、A5与A6、B2与B3、B5与B6为同类立柱；此款立柱只能配用肋用驳接爪件。
Note: A2&A3, A5&A6, B2&B3, B5&B6 are same type pillars. This type pillars used with fin spider balustrade bracket only.

Single-plate Pillar DD1 单板立柱DD1



●玻璃夹标配B03P、驳接爪件标配LT02D Glass Clamp with B03P, Balustrade Bracket with LT02D

配玻璃夹结构图和顺序号 Glass Clamp structure drawing with sequence number					
A1	A2	A3	A4	A5	A6
配驳接件结构图和顺序号 Balustrade Bracket structure drawing with sequence number					
B1	B2	B3	B4	B5	B6

注：A2与A3、A5与A6、B2与B3、B5与B6为同类立柱。
Note: A2&A3, A5&A6, B2&B3, B5&B6 are same type pillars.

单板立柱DD2 Single-plate Pillar DD2



●玻璃夹标配B03P、驳接爪件标配LT02D Glass Clamp with B03P, Balustrade Bracket with LT02D

配玻璃夹结构图和顺序号 Glass Clamp structure drawing with sequence number					
A1	A2	A3	A4	A5	A6
配驳接件结构图和顺序号 Balustrade Bracket structure drawing with sequence number					
B1	B2	B3	B4	B5	B6

注：A2与A3、A5与A6、B2与B3、B5与B6为同类立柱。
Note: A2&A3, A5&A6, B2&B3, B5&B6 are same type pillars.

Double-plate Pillar DS1 双板立柱DS1



●玻璃夹标配B03P、驳接爪件标配T05 Glass Clamp with B03P, Balustrade Bracket with T05

配玻璃夹结构图和顺序号 Glass Clamp structure drawing with sequence number					
A1	A2	A3	A4	A5	A6
配驳接件结构图和顺序号 Balustrade Bracket structure drawing with sequence number					
B1	B2	B3	B4	B5	B6

注：A2与A3、A5与A6、B2与B3、B5与B6为同类立柱。
Note: A2&A3, A5&A6, B2&B3, B5&B6 are same type pillars.