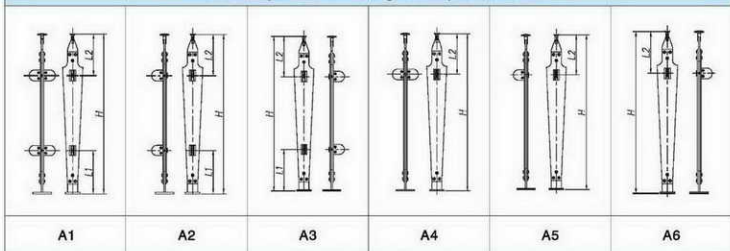


双板立柱BS7 Double-plate Pillar BS7

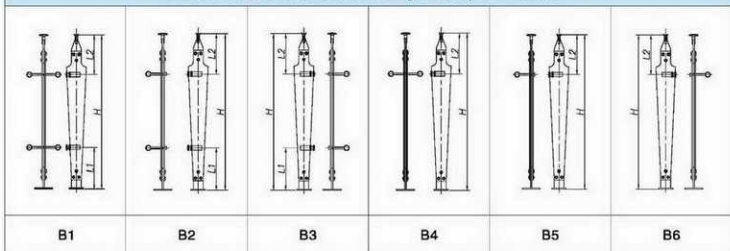


●玻璃夹标配B03P、驳接爪件标配LT01 Glass Clamp with B03P, Balustrade Bracket with LT01

配玻璃夹结构图和顺序号
Glass Clamp structure drawing with sequence number



配驳接件结构图和顺序号
Balustrade Bracket structure drawing with sequence number



注：A2与A3、A5与A6、B2与B3、B5与B6为同类立柱；此款立柱只能配肋用驳接爪件
Note: A2&A3,A5&A6,B2&B3,B5&B6 are same type pillars. This type can only fix with fin spider balustrade bracket fittings

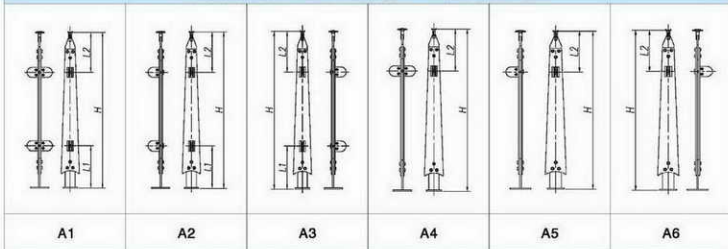


双板立柱BS8 Double-plate Pillar BS8

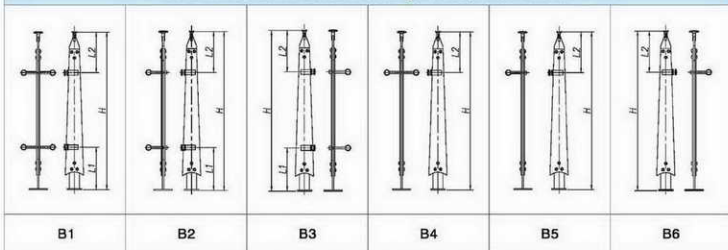


● 玻璃夹标配B03P、驳接爪件标配LT01 Glass Clamp with B03P, Balustrade Bracket with LT01

配玻璃夹结构图和顺序号
Glass Clamp structure drawing with sequence number

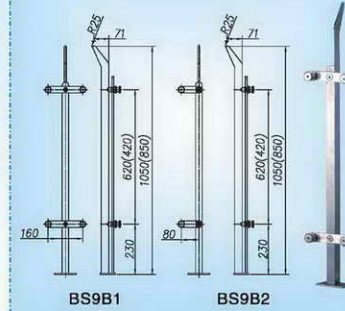


配驳接件结构图和顺序号
Balustrade Bracket structure drawing with sequence number

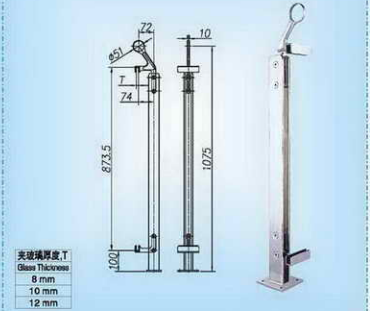


注：A2与A3、A5与A6、B2与B3、B5与B6为同类立柱；此款立柱只能配用驳接爪件
Note: A2&A3, A5&A6, B2&B3, B5&B6 are same type pillars. This type can only fix with fin spider balustrade bracket fittings

双板立柱BS9 Double-plate Pillar BS9



双板立柱BS10 (固定式) Double-plate Pillar BS10 (Fixed)



杆件护栏立柱 Balustrade Staircase Pillar

一、分类与代号 Classification & Code

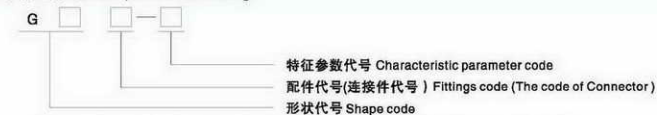
1、按立柱柱体形状分类：Classified by the shape of pillar's body

- a) 圆管立柱，代号为GY； Circular Tube Pillar, Code: GY
- b) 方管立柱，代号为GF； Square Tube Pillar, Code: GF
- c) 矩形立柱，代号为GJ； Rectangular Tube Pillar, Code: GJ
- d) 平椭圆立柱，代号为GP； Flat Elliptic Tube Pillar, Code: GP
- e) 单板立柱，代号为GD； Single-plate Pillar, Code: GD
- f) 双板立柱，代号为GS。 Double-plate Pillar, Code: GS

2、按立柱高度H (特征参数) 分类：Classified by the height (characteristic parameter) of pillar

- a) H = 1050mm，代号为L； L stands for 1050mm high pillar
- b) H = 930mm，代号为M； M stands for 930mm high pillar
- c) H = 850mm，代号为S。 S stands for 850mm high pillar
- d) 其它高度，按实际高度数字为代号 Others marked with the actual height of the Pillar

二、标记方法 Principle of Code making



例：编号GY1A—L，表示：高1050mm的杆件护栏圆管立柱，A表示配件为圆管。

For example: Code: GY1AL, means: 1050mm high Circular Tube pillar, A means fitting is Circular Tube.

注：1、标准立柱只与φ50的扶手管相配，若需配其它规格的扶手，请另外注明；

Note: 1、 This standard pillar only matched with φ50 handrail. If other type needed, please explain in the contract.

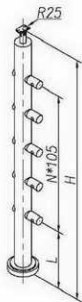
2、未指定特征参数时，本公司按立柱高度1050mm供货，需要其他立柱高度，请注明；

2、 We mainly supply the pillar with a height of 1050mm, please mark out if other height is required.

3、如无特殊注明，按楼梯基本参数、立柱主要规格和立柱配件孔径φ10.2mm供货，需要其他配件，请注明。

3、 We mainly supply the pillar with commonly used dimension (according with basic regulation of staircase), and holes for fitting with φ10.2mm, please mark out if other fitting is required.

三、基本参数 Basic Parameter



立柱高度H mm Pillar Height	L		N	
	楼梯Stair	平台Flat	楼梯Stair	平台Flat
L (1050)	220	100	7	8
M (930)	220	100	6	7
S (850)	220	100	5	6

四、配件及代号 Accessories and Code

常用杆状立柱配件形状及代号如下：

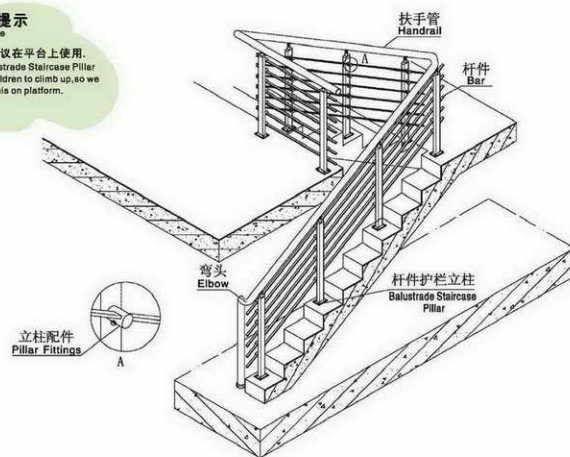
Commonly used balustrade pillar fittings and code as follows:

配件 Fittings	代号 Code	D	a*b
	A	φ8.2 φ10.2	—
	B	—	10.2*20.2

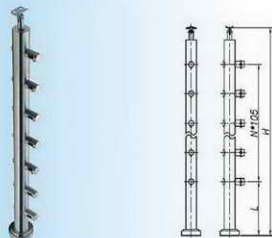
温馨提示

Note

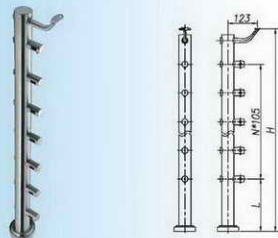
杆件护栏不建议在平台上使用。
The bar of Balustrade Staircase Pillar may be used on platform because children may climb up, so we don't suggest this on platform.



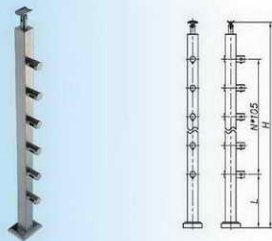
圆管立柱GY1
Circular Tube Pillar GY1



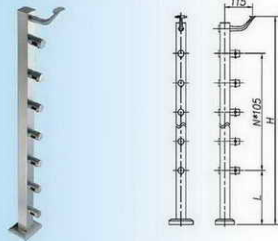
圆管立柱GY2
Circular Tube Pillar GY2




方管立柱GF1
Square Tube Pillar GF1



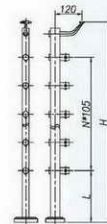
方管立柱GF2
Square Tube Pillar GF2



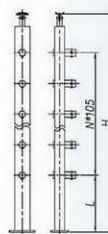
矩形管立柱GJ1
Rectangular Tube Pillar GJ1



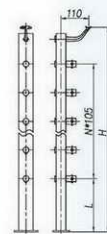
矩形管立柱GJ2
Rectangular Tube Pillar GJ2



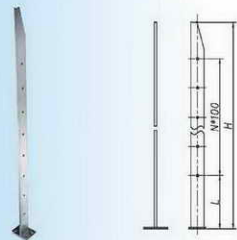
平椭圆管立柱GP1
Flat Elliptic Tube Pillar GP1



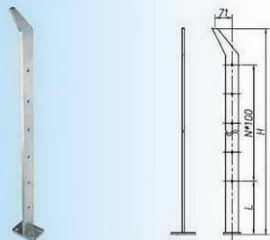
平椭圆管立柱GP2
Flat Elliptic Tube Pillar GP2



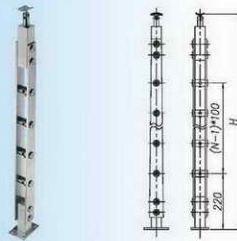
单板立柱GD1
Single-plate Pillar GD1



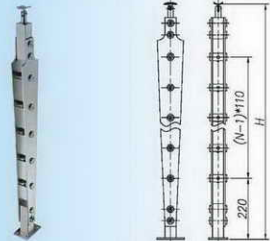
单板立柱GD2
Single-plate Pillar GD2



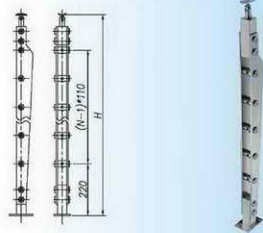
双板立柱GS1
Double-plate Pillar GS1



双板立柱GS2
Double-plate Pillar GS2



双板立柱GS3
Double-plate Pillar GS3



双板立柱GS4 (固定式)
Double-plate Pillar GS4(Fixed)

