

焊接双耳(可张紧) 拉杆

型号: Q 01A

Tension rod with adjustor
model: Q 01A



拉杆特性参数与力学性能

(材质: 316不锈钢)

Parameters and mechanical properties of rod

(Material S.S. 316)

序号 No.	杆端螺纹 (mm) Thread diameter (mm)	拉杆的有效截面积 (mm ²) Effective section area (mm ²)	屈服强度 $\sigma_{0.2}$ (MPa) Yield strength $\sigma_{0.2}$ (MPa)	抗拉强度 σ_b (MPa) Tensile strength σ_b (MPa)	伸长率 δ (%) Elongation δ (%)
1	M10	57.99	515	650	≥25
2	M12	84.27			
3	M14	115.44			
4	M16	156.67			
5	M18	192.47			
6	M20	244.79			
7	M22	303.40			
8	M24	352.50			
9	M27	459.40			
10	M30	560.59			
11	M33	693.60			
12	M36	816.72			

注:支撑杆耳板应根据拉杆大小确定。支撑杆连接套管 ϕB 规格为 $\phi 50 \times 5$ 。

Note: The lug of the strut bar is determined by the dimension of the tension rod. The connecting sleeve of the strut bar ϕB is $\phi 50 \times 5$

高强锚具系列不锈钢拉索 High-strength anchor S.S tension cable

材质说明 Material Description

- 钢绞线 Stainless steel strand: 316(ASTM A276 S31600)
- 索锚具 Swaged end with adjustor: 2205(ASTM A276 S32205)
- 索头 Anchor: CD3MN(ASTM A890)
- 其余 Other: 请咨询坚朗公司(Please consult KIN LONG company)

技术性能 Technical Performance

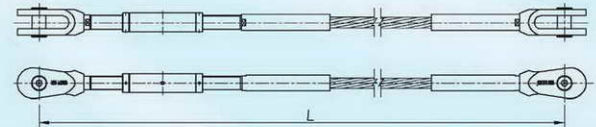
- 压制头拉索截面参数与力学性能(材质: 316)
Parameters and mechanical properties of swaged end cable

钢索直径(mm) Cable Diameter (mm)	参考结构 Reference Configuration	钢丝直径(mm) Steel Wire Diameter(mm)	金属断面积 (mm ²) Sectional Area (mm ²)	钢索最小破断拉力(kN) Minimum Breaking Strength (kN)	弹性模量(10 ⁴ N/mm ²) Modulus Elasticity (10 ⁴ N/mm ²)
8	1X19	1.60	38.20	43.87	1.30 ± 0.10
10		2.00	59.69	68.55	
12		2.40	85.95	98.71	
14		2.80	116.98	134.35	
16		3.20	152.81	175.48	
18	1X37	2.57	192.15	218.18	
20		2.86	237.22	269.33	
22		2.44	286.27	325.02	
24	1X61	2.67	340.69	386.80	
26		2.89	399.84	453.95	
28		3.11	463.71	526.48	
30		2.73	531.60	603.56	
32	1X91	2.91	604.85	686.71	
34		3.09	682.82	775.24	
36		3.27	765.51	869.12	

注: 如客户有需求, 可生产其它强度拉索, 详情请咨询坚朗公司。

NOTE: If it's needed, we can manufacture tension cable with other strength. welcome to contact KINLONG for more details.

订货须知 Order Information

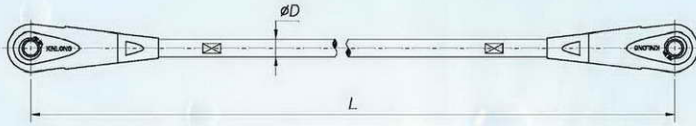


用户订购该产品时, 其产品长度为上图中两销钉中心距的尺寸(L)。

用户订购该产品时, 需提供索施工时的预张力值。

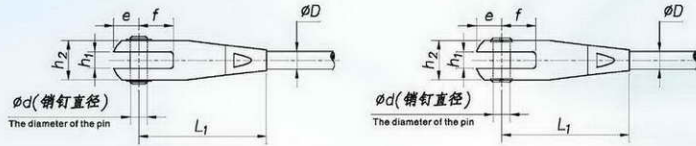
φ8及φ10钢索的索锚具压制头外形为六角形。
L is the length as your requirement (L Means pin to pin).

When purchasing this product, please supply the pretension of cables on site.
For φ8, φ10 cable, the anchor is hexagon.



用户订购该产品时, 其产品长度为如上图中两销钉中心距的尺寸。

L is the length as your requirement (L means pin to pin)



M22及M22以下拉杆锁头(卡簧固定销钉)

The swaged end for rod diameter M22 & M22 below

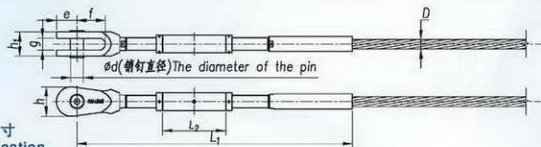
M24及M24以上拉杆锁头

The swaged end for diameter M24 & M24 above

型号 model	螺纹公称直径 OD of screw	D	e	f	h ₁	h ₂	L ₁	d	单边调节量 single side adjustment capacity
Q01A-10	M10	∅9	18	23	11	26.5	100	∅13	±12.5
Q01A-12	M12	∅10.8	18	23	11	26.5	100	∅13	±12.5
Q01A-14	M14	∅12.6	20	25	13	31	108	∅15	±12.5
Q01A-16	M16	∅14.6	23	28	15	35	117	∅16	±12.5
Q01A-18	M18	∅16.3	25	35	17	40	130	∅18	±12.5
Q01A-20	M20	∅18.3	30	35	17	42.5	138	∅20	±14
Q01A-22	M22	∅20.3	32.5	42	21	47	148	∅22	±14
Q01A-24	M24	∅24	38	48	21	53	170	∅24	±15
Q01A-27	M27	∅27	42	52	25	60	182	∅27	±15
Q01A-30	M30	∅30	46	60	25	65	195	∅30	±15
Q01A-33	M33	∅33	49.5	65	27	68	205	∅33	±17.5
Q01A-36	M36	∅36	56.5	72	29	76	220	∅37	±17.5

产品型号
Product Model

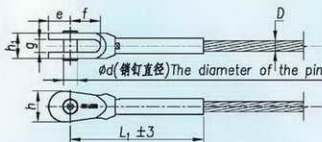
■ 型号:A01(调节端)
Model:A01 (Adjusting End)



■ 规格尺寸
specification

D	ø8	ø10	ø12	ø14	ø16	ø18	ø20	ø22	ø24	ø26	ø28	ø30	ø32	ø34	ø36
L ₁	≤275	≤305	≤442	≤466	≤492	≤523	≤655	≤664	≤728	≤746	≤778	≤935	≤955	≤992	≤1016
L ₂	80	80	125	125	130	130	175	175	180	180	185	230	230	235	235
d	12	14	16	20	22	24	27	30	33	33	36	39	42	45	50
g	11	13	15	18	20	23	25	27	29	32	34	37	40	42	45
h ₁	22	26	30	36	40	46	50	54	58	64	68	74	80	84	90
e	20	23	26	32	36	39	43	48	53	53	58	62	67	72	77
f	24	30	34	42	46	52	58	65	74	74	80	88	94	100	106
h	28	32	36	44	50	54	60	68	76	76	82	88	96	102	110

■ 型号:B01(固定端)
Model:B01 (Fixing End)

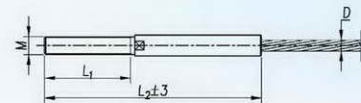


■ 规格尺寸
specification

D	ø8	ø10	ø12	ø14	ø16	ø18	ø20	ø22	ø24	ø26	ø28	ø30	ø32	ø34	ø36
L ₁	107	134	163	181	209	237	262	294	321	339	364	394	417	442	464
d	12	14	16	20	22	24	27	30	33	33	36	39	42	45	50
g	11	13	15	18	20	23	25	27	29	32	34	37	40	42	45
h ₁	22	26	30	36	40	46	50	54	58	64	68	74	80	84	90
e	20	23	26	32	36	39	43	48	53	53	58	62	67	72	77
f	24	30	34	42	46	52	58	65	74	74	80	88	94	100	106
h	28	32	36	44	50	54	60	68	76	76	82	88	96	102	110

产品型号
Product Model

■ 型号:E02(螺杆端)
Model:E02 (Screw End)



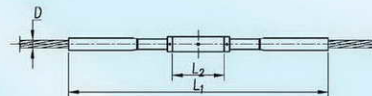
■ 规格尺寸
specification

D	ø8	ø10	ø12	ø14	ø16	ø18	ø20	ø22	ø24	ø26	ø28	ø30	ø32	ø34	ø36
M	M12	M14	M16	M20	M22	M24	M27	M30	M33	M36	M39	M42	M45	M48	
L ₁	47	49	80	80	83	86	118	118	126	126	127	170	170	173	178
L ₂	118	138	194	209	222	245	294	314	336	354	372	435	448	467	486

注：如客户自配螺母，请先咨询我司螺纹螺距。

NOTES:If you choose screw nut by yourself, please consult KinLong's thread pitch in advance.

■ 型号:M01(中间调节套)
Model:M01 (Mid-adjusting sleeve)



■ 规格尺寸
specification

D	ø8	ø10	ø12	ø14	ø16	ø18	ø20	ø22	ø24	ø26	ø28	ø30	ø32	ø34	ø36
L ₁	≤304	≤342	≤497	≤523	≤552	≤596	≤736	≤773	≤819	≤855	≤893	≤1061	≤1084	≤1124	≤1163
L ₂	80	80	125	125	130	130	175	175	180	180	185	230	230	235	235

普通不锈钢拉索 S.S tension cable

材质说明 Material Description

- 钢绞线 Stainless steel strand: 316(ASTM A276 S31600)
- 索锚具 Swaged end with adjustor: 316(ASTM A276 S31600)
- 索头 Anchor: CF8M(ASTM A743/A743M)
- 其余 Other: 请咨询坚朗公司(Please consult KIN LONG company)

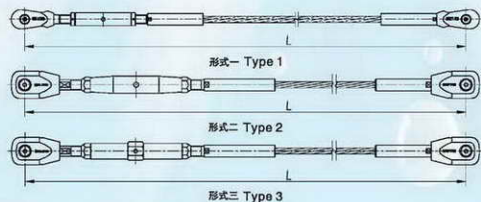
技术性能 Technical Performance

- 压制头拉索截面参数与力学性能(材质: 316)
Parameters and mechanical properties of swaged end cable

钢索直径(mm) Cable Diameter (mm)	参考结构 Reference Configuration	钢丝直径(mm) Steel Wire Diameter(mm)	金属断面积 (mm ²) Sectional Area (mm ²)	钢索最小破断拉力(kN) Minimum Breaking Strength (kN)	弹性模量(10 ⁴ N/mm ²) Modulus Elasticity (10 ⁴ N/mm ²)
8	1X19	1.60	38.20	43.87	1.30±0.10
10		2.00	59.69	68.55	
12		2.40	85.95	98.71	
14		2.80	116.99	134.35	
16	3.20	152.81	175.48		
18	1X37	2.57	192.15	218.16	
20		2.86	237.22	269.33	
22	1X61	2.44	286.27	325.02	
24		2.67	340.69	386.80	
26		2.89	399.84	453.95	
28		3.11	463.71	526.48	
30		2.73	531.60	603.56	
32		2.91	604.85	686.71	
34		3.09	682.82	775.24	
36		1X91	3.27	765.51	
38	3.45		852.93	968.37	
40	3.64		945.07	1072.99	

注: 如客户有需求, 可生产其它强度拉索, 详情请咨询坚朗公司。
NOTE: If it's needed, we can manufacture tension cable with other strength. welcome to contact KINLONG for more details.

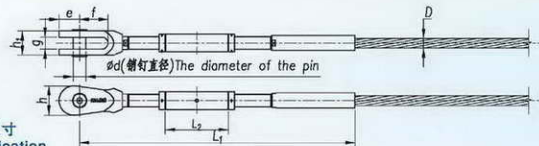
订货须知 Order Information



用户订购该产品时, 其产品长度为上图中两销钉中心距的尺寸(L)。
用户订购该产品时, 需提供索施工时的预张力值。
φ8及φ10钢索的索锚具压制外形为六角形。
L is the length as your requirement (L Means pin to pin).
When purchasing this product, please supply the pretension of cables on site.
For φ8, φ10 cable, the anchor is hexagon.

产品型号 Product Model

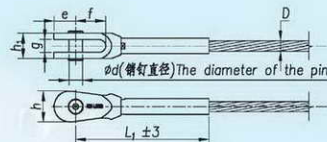
- 型号: AC01 (调节端)
Model: AC01 (Adjusting end)



规格尺寸 specification

D	φ8	φ10	φ12	φ14	φ16	φ18	φ20	φ22	φ24	φ26	φ28	φ30	φ32	φ34	φ36
L ₁	≤290	≤312	≤453	≤482	≤528	≤557	≤694	≤715	≤746	≤774	≤808	≤968	≤985	≤1032	≤1066
L ₂	80	80	125	125	135	135	180	180	185	185	190	235	235	240	245
d	14	16	20	22	27	30	33	33	36	39	42	45	50	52	56
g	13	15	18	20	25	27	29	32	34	37	40	42	45	49	52
h ₁	26	30	36	40	50	54	58	64	68	74	80	84	90	98	104
e	23	26	32	36	43	48	53	53	58	62	67	72	77	84	90
f	30	34	42	46	58	65	74	74	80	88	94	100	106	114	122
h	32	36	44	50	60	68	76	76	82	88	96	102	110	120	128

- 型号: BC01 (固定端)
Model: BC01 (Fixing end)

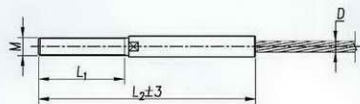


规格尺寸 specification

D	φ8	φ10	φ12	φ14	φ16	φ18	φ20	φ22	φ24	φ26	φ28	φ30	φ32	φ34	φ36
L ₁	119	143	178	204	235	267	291	308	332	363	385	413	433	464	492
d	14	16	20	22	27	30	33	33	36	39	42	45	50	52	56
g	13	15	18	20	25	27	29	32	34	37	40	42	45	49	52
h ₁	26	30	36	40	50	54	58	64	68	74	80	84	90	98	104
e	23	26	32	36	43	48	53	53	58	62	67	72	77	84	90
f	30	34	42	46	58	65	74	74	80	88	94	100	106	114	122
h	32	36	44	50	60	68	76	76	82	88	96	102	110	120	128

产品型号
Product Model

■ 型号:EC02 (螺杆端)
Model:EC02 (Screw End)



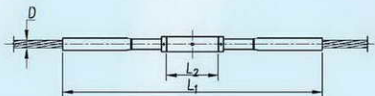
■ 规格尺寸
specification

D	ø8	ø10	ø12	ø14	ø16	ø18	ø20	ø22	ø24	ø26	ø28	ø30	ø32	ø34	ø36
M	M14	M16	M20	M22	M27	M30	M33	M33	M36	M39	M42	M45	M48	M52	M56
L ₁	50	52	79	83	87	88	121	126	127	127	130	175	175	182	185
L ₂	124	144	196	218	237	257	302	323	342	360	376	443	457	479	500

注: 如客户自配螺母, 请先咨询我司螺纹螺距。

NOTES: If you choose screw nut by yourself, please consult KinLong's thread pitch in advance.

■ 型号:MC01 (中间调节套)
Model:MC01 (Mid-adjusting sleeve)



■ 规格尺寸
specification

D	ø8	ø10	ø12	ø14	ø16	ø18	ø20	ø22	ø24	ø26	ø28	ø30	ø32	ø34	ø36
L ₁	≤314	≤352	≤497	≤539	≤582	≤619	≤751	≤793	≤833	≤866	≤900	≤1076	≤1101	≤1146	≤1189
L ₂	80	80	125	125	135	135	180	180	185	185	190	235	235	240	245

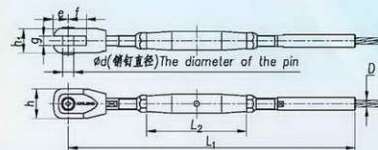
产品型号
Product Model

■ 型号:B05(调节端)
Model:B05 (Adjusting End)




■ 规格尺寸
specification

D	ø8	ø10	ø12	ø14	ø16	ø18	ø20
L ₁	≤430	≤405	≤558	≤615	≤680	≤775	≤860
L ₂	145	165	180	195	210	240	260
d	15	16	20	22	28	31	34
g	11	15	17	21	23	25	25
h ₁	30	35	44	52	58	62	70
e	19	24	26.5	31.5	36	43	45.5
f	28	28	33	35	42	50	60
h	38.5	45.5	53.5	60.5	68	80	84.5



■ 型号:B05-E(调节端)
Model:B05-E (Adjusting End)



■ 规格尺寸
specification

D	ø8	ø10	ø12	ø14	ø16	ø18	ø20	ø22	ø24	ø26	ø28	ø30	ø32	ø34	ø36	ø38	ø40
L ₁	≤430	≤495	≤558	≤615	≤680	≤775	≤860	≤895	≤945	≤1030	≤1090	≤1160	≤1235	≤1310	≤1380	≤1405	≤1490
L ₂	145	165	180	195	210	240	260	260	280	300	320	340	360	380	400	410	420
d	15	16	20	22	28	31	34	36	37	41	45	49	53	56	59	60	62
g	11	15	17	21	23	25	28	32	32	36	42	44	46	49	49	52	
h ₁	30	35	44	52	58	62	70	72	78	82	94	105	110	120	128	128	130
e	19	24	26.5	31.5	36	43	45.5	48	51.5	55.5	59	62.5	68.5	73.5	76	76	78
f	28	28	33	35	42	50	60	60	60	70	72	75	80	88	95	95	100
h	38.5	45.5	53.5	60.5	68	80	84.5	89.5	94.5	103	109	117.5	128.5	134	141.5	141.5	143